


Friends of Timbercrest Work Report

Work Weekend May 6-9, 2022

Dedication and Gourmet Hot Dog Roast

Friday evening started with a ceremony to dedicate the two new lean-tos - Mary Alice (Campbell) and Mary Cooper - The Marys. There were 50 people in attendance, including many family members from the Cooper and Campbell families. Dave and Taz Graper, who were instrumental in building the lean-tos, also attended.




Campership Fund

We asked for a \$10/person "suggested donation," which should have raised a total of \$500. Somehow we ended up with \$620. A donation in this amount has been made to GSWNY to be used to help girls attend camp specifically at Timbercrest.

Winners of Drawing

Before the weekend, troop leaders were encouraged to enter a drawing to win a day or overnight trip to The Marys, courtesy of Friends of Timbercrest. Eleven troop leaders entered the contest. Katie DeLaney, granddaughter to Mary Cooper, drew Kathy Reichert's card. Carrie Wolfgang, Mary Alice Campbell's daughter, drew Shannon Wisnowski's card.



The winners:

- Kathy Reichert, Troop 30491, 9 girls in a multi-level troop, Cheektowaga, NY
- Shannon Wisnowski, Troop 61011, 11 Junior Scouts, Honeoye Falls, NY. (I did a little googling - the Service Unit Manager for this troop is Charlene Fisk - mother of Danielle Fisk - our 2020 FOT Award Winner.)

Thanks Badge (and Reciprocal Thanks)



Ro, on behalf of the Girl Scouts of Western New York, awarded Jennifer with the Girl Scout Thanks Badge. And Jennifer awarded Ro with a gift of appreciation for being Project Manager of The Marys. Both were surprised.

Thanks Badge

From the nomination form: "The Thanks Badge honors a volunteer whose ongoing commitment, leadership, and service have had an exceptional, measurable impact on meeting the mission-delivery goals and priorities of the entire council or the entire Girl Scout movement.

"Criteria: The nominee is an active, registered adult Girl Scout. The outstanding service performed by the nominee resulted in outcomes that benefited the total council or the entire Girl

Scout organization, and is so significantly above and beyond the call of duty and scope of impact that no other award would be appropriate.”

The actual pin given to Jennifer was originally awarded to Lois Estabrook. Lois gave the pin to Ro, asking her to do something appropriate with it. Carrie noted that Lois and Mary Alice Campbell volunteered together and were on many of the same committees. Jennifer reported feeling humbled by this honor.

Thanks Photo

In recognition of the fact that Ro took on all the decisions and headaches of getting the new lean-to built, Jennifer gifted Ro with a framed photograph. The frame was constructed by Kathy Pascatore Moller from boards salvaged from the original lean-to. The photo is of the mist rising out of the hills to the west of Keyser Lake. Every time that mist appears, Ro remarks on it. It is Ro’s mist.

Work Projects

Many of our projects stem from using camp at the work weekends, while volunteering for council events, or when putting on our Timbercrest Tidbits programs for girls. The ideas usually start with a question: How will the caterer know where Jackman Lodge is? Wouldn’t it be nice if there was a place to hang snowsuits in Jackman when winter camping? Is there a better way to store these coffee mugs so they don’t fall off the back of this rickety shelf?

Here, in no particular order, are the projects we worked on this weekend:

Directional Signage

Ro Woodard, Bill Laughland, Mary Beth Mazzone, Jo Nelson, Rob Thompson

Ro got a routing set for Christmas. She made and installed a new sign with a little help from some friends.



Hooks and Shelves

Rob and Sara Thompson, Ro Woodard

(Materials for the Jackman coat racks and beverage station shelf were donated by Rob and Sara Thompson in honor of Ro Woodard for Mother's Day.)

Beverage Station in Bellinger Kitchen

The rickety shelf that used to hold coffee mugs and various beverage ingredients is gone and a new wall-mounted shelf has taken its place.



Coat Racks in Jackman Lodge

The hallway just inside the right door now has two coat racks, hung at girl level, for rain gear, snowsuits, day packs, etc.



Hooks in The Marys

Several hooks were installed in each of the lean-tos for use by campers. Hopefully campers will find these sufficient for their needs and no new nails or screws will be added.

The Bell

Jo Nelson

The dinner bell is swinging and operational again thanks to the work of Joanne “Jo” Nelson. She consulted with some construction friends of hers on what to do to loosen the clapper and get it going. Whatever they told her seems to be working. We’ll have to find out her method and document it, in case this needs to be done again one day in the future.

If you are on Facebook, there is a video of Jo ringing the bell... in case you need to hear it for nostalgia sake.

Boathouse Door Handles

Jo Nelson

And speaking of Jo, she also brought back and installed the boathouse door handles which she refinished over the winter.




New Stuff

Bill and Gail Laughland

Bill and Gale unboxed, assembled, and installed some new stuff.

- The two shower stalls on the right in Jackman and the staff showers off the kitchen in Bellingier now have over the door shelves and hooks for your clothes, towels, glasses, etc. while you are using the shower. There are also small benches in each of these stalls.



- There is a stationary tool organizer for the brooms and mops in the dining hall at Belling, and a rolling tool organizer for the brooms in the program center downstairs in Belling. We also purchased a couple of new brooms.



(The New) Nita's Trail

Allan Patchen, Dawn Cicchini, Megan Bauer

This team continued to work on the woody/rocky trail that goes from Sunset to The Marys. There is now a bridge over Green Creek. Boulders were moved. Bench cuts were made. We will continue to monitor the trail for where additional improvements may be needed. We are still in discussion about how to blaze it.

We do not know exactly where the original Nita's Trail went. We do know it was created and named for a Findley Lake troop leader who was tragically killed in a car accident. We hope she is looking down and is pleased with the new trail and its destination.



Trail Maintenance / Blazing

Natasha Patchen, Anita Gaston, Paulette Morein, Katy Carrier, Ralph Gese, and Mary Mastro Simone-Gese

All the trails were walked, branches and debris removed, brush trimmed. Our chainsaw guy was busy on other projects, so bigger logs will have to wait. In the meantime, you can easily step over them.

The blazing of the Timber Trail was completed down to Sunset.

The map will need to be updated as this section used to be part of the old Nita's trail.

Our prototype bridge - the first one we built - was under water due to a beaver dam. It was moved on Sunday morning to just below the dam. I don't have a picture of the new location yet, but here is what it looked like before the move.



Bridge Repair - Ramps

Terry Saye, Diane Powell, Jennifer Schlick

Because of erosion of the creek banks, it was challenging to get onto the bridge from either side. But no more! There are now ramps on both sides. Terry engineered the design and installed them with Didi's assistance. Jennifer and Didi then added the mesh to prevent slipping.



Nestbox Installation

Craig Thompson

Last fall, Craig ran a workshop for girls who built nest boxes. It was one of our Timbercrest Tidbits. We had hoped to install the boxes last fall right after the program, with the girls helping out. The ground was hard and dry and we were only able to install a couple of the boxes.

Craig installed the rest of the boxes on the south side of Keyser Lake.



People ask why he placed them the way he did. Birds have nesting territories. Eastern Bluebird pairs will not nest within 100-150 yards of another Bluebird pair. Tree Swallows compete for nesting locations and will not nest within 100-200 feet of another Tree Swallow. By placing the boxes in pairs 100 yards apart, we increase the chances of getting both Eastern Bluebirds and Tree Swallows using the boxes.

Other species that may use the boxes include Black-capped Chickadee, House Wren, and Tufted Titmouse.

Leaky Canoes

Ralph Gese, Mary Mastrosimone Gese, Emily Garrick, Mary Beth Mazzone, Jo Nelson

Over the winter, we tasked Ralph and Mary with researching the best method for patching our aluminum canoes. Ralph claims to have watched A LOT of You-tube videos as a result of that request. He recognized that some methods in the videos seemed better than others. He settled with this process:

- Put the canoes upright on saw horses.
- Pour water into the canoe. Notice where the water is leaking out and mark with chalk.
- Flip the canoe and apply epoxy and allow it to dry/cure according to package directions.

Not surprisingly, the leaks were primarily at rivets and the canoes with more rivets had more leaks. The product he selected was West Marine's MarineRx Epoxy Repair.

Seven leaky canoes were repaired. Fingers crossed they won't leak this summer!



Latrine Repairs

Jeff and Carol Barnes, Amy Jo Dorler, Jennifer Schlick

Plywood donated by Terry Saye

With assistance from Carol and Amy Jo, Jeff cut away the bottom rotting 12 inches of some of the latrine walls and replaced them with new plywood. Jennifer painted the new wood to seal it against moisture.

A few of the latrines needed to have some screens replaced. But most of the screening was in pretty good shape.

Old, unused hardware was removed.

The most-used latrine in Strawberry Hill is in bad shape with the north side riddled with carpenter ants and a floor that is rotting. We did what we could, but this latrine needs some serious work.

We did not get to the latrines in Sunset.

Here are before and after photos, pre-painting.



FOT Store

There are often items one cannot live without at our work weekends. This time, it was a three-part store.

Natasha's Store - \$81

Natasha Patchen

Natasha creates upcycled items from old Girl Scout uniforms and Girl Scout themed fabrics, including aprons, day packs, tote bags, coasters, sewing kits, and more. Since much of the fabric came from the archives at her home council in Tennessee, she donated half of the money raised to FOT, and the rest to her council.

The Mitten Store - \$39

Anita Gaston

Anita purchases second-hand wool sweaters and vests and creates beautiful, warm fleece-lined mittens. She keeps enough to cover the cost of her raw materials, and donates the rest to FOT.

The Friends of Timbercrest Store - \$32

FOT, Carol Barnes



In addition to our usual patches, pins, and mugs, there were a variety of hand-knitted items by Carol Barnes.

Shenanigans

Our “shenanigans” at past work weekends have included contests for pumpkin carving, table settings, and face masks. This year, there was a costume contest with all costumes to be donated to the Timbercrest Costume Closet for use at Summer Camp.

One of our newest FOT members and Summer 2022 Horse Director, Megan Bauer, was the winner of the contest, as chosen by the most votes on Facebook. (She is “Stick Figure.”) She is resisting having her camp name be Stick. We shall see.



Food, Glorious Food

Bill McIntyre, Peg “Pickles” Jungquist, Kathy “Yankee” Brown, and miscellaneous others who pitched in.

Friday Dinner

- Hot Dogs w/ selection of gourmet toppings
- Smokehouse Potato Salad
- Baked Beans
- Crème Pie

Saturday Breakfast

- Greek Scrambled Eggs
- Western Scrambled Eggs
- Bacon
- Home Fries

Saturday Lunch

- Loaded Tomato Soup
- Zuppa Soup
- Grilled 3 Cheese Sandwiches

Saturday Dinner

- Spaghetti & Meatballs
- Salad
- Garlic Bread
- Ice Cream

Sunday Breakfast

- French Toast
- Sausage

- Home Fries

- Sandwiches
- Leftovers

Sunday Lunch

Gluten-free and vegetarian options were available at every meal.

Once again this spring we used the services of Clearwater Creek Composting to keep 3 five-gallon buckets of food waste out of the Timbercrest dumpsters. (Why do I have NO pictures of Pickles???)



Planning for the 5/55

What is the 5/55? Well, 2022 marks five years of Friends of Timbercrest and fifty-five years of residence camp at Timbercrest. We decided that at our October 7-10 weekend, we want to do something special to celebrate. There will be some work going on, because for some of us, that is what is fun. But we want the weekend to be lighter on the work and heavier on the pure enjoyment of this camp that binds us together as a community.

A brief brainstorming meeting was held after breakfast on Sunday to generate ideas on how to celebrate. Remember, this is a brainstorm. Some of these ideas might stick, others might go by the wayside. No judgment!

- Needs a Clever Theme: How about R-words like retreat, renew, repair, reconnect, rekindle, refurbish, reap, reimagine, revitalize
- Collection of pictures of our accomplishments
- Halloween / Juliette Gordon Low Birthday Party with trick or treating
- Plant 55 trees... Trick or TREEting as a 55th Service Project
- Something around the fives: Prizes for anyone turning 5 or 55 or born in 1955?
- Some work because some people like that. But also, other activities such as...
 - Yoga
 - Boating
 - Forest bathing

- Archery
- Hiking
- Craft
- Tours
- Could we replace the totem pole with a canoe sculpture? Or do something else with the unusable canoes? Plant something in them?
- Flag ceremonies
- Opening and closing ceremonies
- T-shirt design by Mary
- Bring your vests or sashes to show off your Girl Scout history
- Something to take-away as a commemorative... friendship knot? Friendship bouquet?
- Commemorative patch
- Group photo
- Key note speaker - to inspire us for the future
- Hiking lunches, floating lunches
- FOT Store and/or Council traveling store
- Commemorative Mapdanna using the new map, including a border with all the R-words
- Swaps
- At least one "Official" campfire program that is planned out ahead of time with songs we print up. (This could be the take-away... with pages for autographs and sharing contact info with each other.)
- Planning sessions in small groups - to look at the GSWNY Master Plan and see if there are projects that inspire us, that we want to tackle as we continue on
- Solid planning around meals with a team that is dedicated to that purpose. Maybe even cater some meals.

Attendance

- | | |
|----------------------------------------------|----------------------------------------|
| 1. Carol Barnes - Tioga Center, NY | 16. Bill McIntyre - Fredonia, NY |
| 2. Jeff Barnes - Tioga Center, NY | 17. Paulette Morein - Dunkirk, NY |
| 3. Megan Bauer - Buffalo, NY | 18. Joanne "Jo" Nelson - Jamestown, NY |
| 4. Kathy Brown - Lakewood, NY | 19. Natasha Patchen - Knoxville, TN |
| 5. Katy Carrier - West Valley, NY | 20. Allan Patchen - Knoxville, TN |
| 6. Dawn Cicchini - Pittsburgh, PA | 21. Sally Patchen - Jamestown, NY |
| 7. Amy Jo Dorler - Lake Placid, FL | 22. Diane Powell - Rochester, NY |
| 8. Emily Garrick - Lakewood, NY | 23. Terry Saye - Bemus Point, NY |
| 9. Anita Gaston - Bluff Point, NY | 24. Jennifer Schlick - Lakewood, NY |
| 10. Ralph Gese - East Aurora, NY | 25. Robert Thompson - Pittsburgh, PA |
| 11. Peg Jungquist - Lakewood, NY | 26. Sara Thompson - Pittsburgh, PA |
| 12. Gail Laughland - Endicott, NY | 27. Reece Thompson - Pittsburgh, PA |
| 13. Bill Laughland - Endicott, NY | 28. Craig Thompson - Falconer, NY |
| 14. Mary Mastrosimone-Gese - East Aurora, NY | 29. Ro Woodard - Falconer, NY |
| 15. Mary Beth Mazzone - Ashville, NY | |



Support Provided By

Many thanks to these folks who contributed money toward food and materials. (There were others who threw cash at me, but I didn't get everyone's names! Sorry if I missed you. Let me know!)

- Carol and Jeff Barnes, Tioga Center, NY
- Dawn Cicchini, Pittsburgh, PA
- Kennie Campbell, Jamestown, NY
- Katy Carrier, West Valley, NY
- Amy Jo Dorler, Stockton, NY
- Mary Mastrosimone-Gese and Ralph Gese, East Aurora, NY
- Bill McIntyre, Fredonia, NY
- Kimberly Meabon, Jamestown, NY
- Paulette Morein, Dunkirk, NY
- Ro Woodard, Falconer, NY